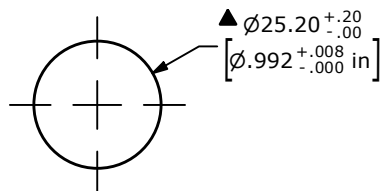



GREEN (REVERSE)

**SCHEMATIC**  
ON - (ON) - SPDT ILLUMINATED  
( ) DENOTES MOMENTARY



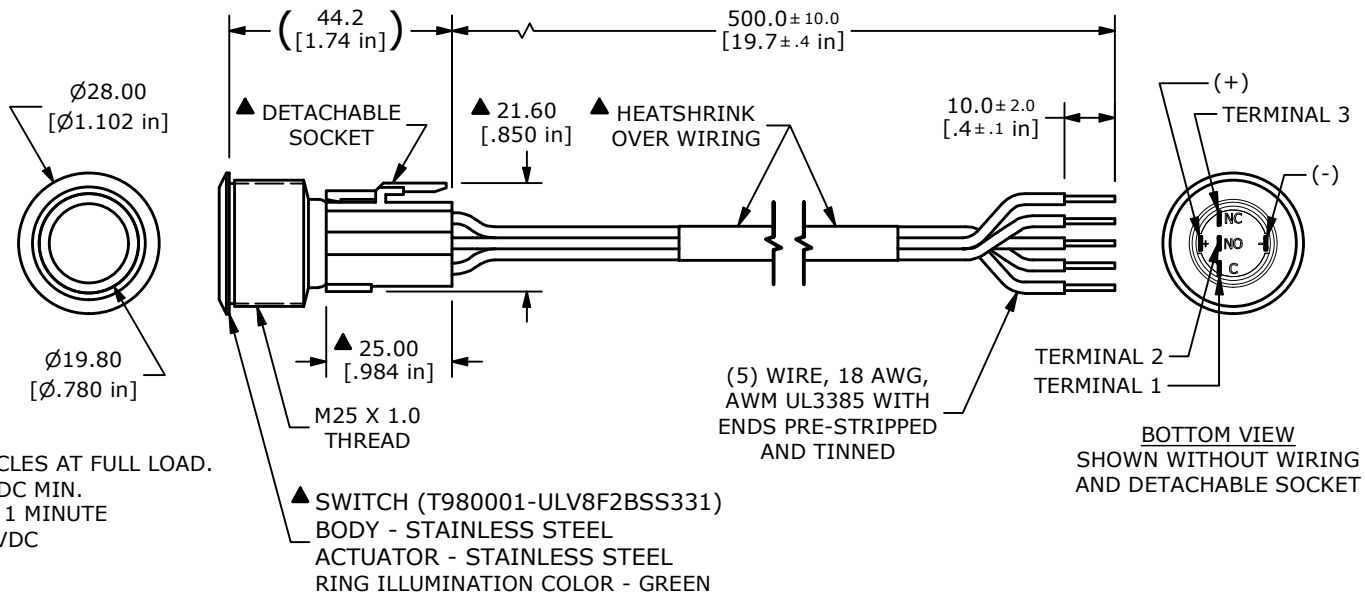
**RECOMMENDED PANEL CUTOUT**  
MAX. PANEL THICKNESS 10.0 [.39 in]

SWITCH	WIRE	LENGTH
SW1-1	WIRE, 18 AWG AWM UL3385, YELLOW	500.0 [19.7 in]
SW1-2	WIRE, 18 AWG AWM UL3385, PURPLE	500.0 [19.7 in]
SW1-3	WIRE, 18 AWG AWM UL3385, GREEN	500.0 [19.7 in]
SW1- (-)	WIRE, 18 AWG AWM UL3385, BLACK	500.0 [19.7 in]
SW1- (+)	WIRE, 18 AWG AWM UL3385, RED	500.0 [19.7 in]



**NOTES:**

1. DIMENSIONS IN MM [INCH]
2. ALL MATERIAL SHALL BE ROHS COMPLIANT
3. GENERAL TOLERANCE: X.X = ±0.4  
X.XX = ±0.25
4. TERMINAL NUMBERS FOR REF ONLY
5. CONTACT MATERIAL: SILVER
6. RATING: 3A 250 VAC cUL
7. OPERATING TEMP.: -20°C to 55°C
- ▲ 8. LAMP VOLTAGE: 20mA 3V
9. TRAVEL: 3.2mm
10. ACTUATION FORCE: 2.5 ±1.0 N
11. MOUNTING NUT TORQUE: 5-14 Nm
12. INGRESS PROTECTION: IP67
13. MECHANICAL LIFE: 1,000,000 CYCLES.
14. ELECTRIC LIFE: 50,000 MAKE-AND-BREAK CYCLES AT FULL LOAD.
15. INSULATION RESISTANCE: 1,000 MΩ @ 500VDC MIN.
16. DIELECTRIC STRENGTH: 2,000 VAC MIN. FOR 1 MINUTE
17. CONTACT RESISTANCE: 50mΩ MAX. @ 1A 12VDC
18. ▲ DENOTES CRITICAL PARAMETER.
- ▲ 19. SUPPLIED HARDWARE: O-RING AND HEXNUT
- ▲ 20. USE PART NUMBERS DESIGNATED OR ENGINEERING APPROVED EQUIVALENTS.



A	24176	NEW RELEASE	4/8/20	MJR
REV	PCR NO	DESCRIPTION	DATE	BY

<b>E-SWITCH®</b>				
TITLE <b>ULV8FPBSS331</b>				
SCALE	DATE	DR	DWG	REV
2:3	4/8/2020	MJR	T980701	A

THE INFORMATION CONTAINED IN THIS DOCUMENT IS PROPRIETARY TO E-SWITCH AND IS NOT TO BE COPIED OR TRANSFERRED